

IEEE Region 8



IEEE Region 8 Member Activities

Vinko Lesic, R8 MA Vice Chair
R8 Committee Meeting Vienna, March 3, 2024


R8 MA Committees




Mariya
MD



Ines

Wafa

Rawan




Peter
LM



Theodoros




Martin
History

R8 MA Ad-Hocs



Dusanka
Senior Members



Claire
Milestones Awareness



Maria Teresa
Fellow Members



Samarth
EPICS



Mohammad
Careers New Initiative








Almedin
Territories in Crisis

Expenditure 2023

	Allocated from R8	Spent from R8	Spent from sponsors	Spent total	Sponsors
VC MA	7,001	6,809	1,600	8,409	Univ. of Zagreb
MD	13,000	8,501		8,501	
YP	16,000	8,224	11,000	19,224	MTTS, TNO
Entrepreneurship	17,000	5,636	127,675	133,311	GITEX, IEEE Ent.
Humanitarian	30,819	39,746	27,966	67,712	HTB
LM	9,000	3,197	7,360	10,557	LMC, Univ. of Budapest
History	9,000	4,645		4,645	
WIE	13,000	8,910		8,910	
MA VC other	5,000	5,179		5,179	
Total	119,820	90,847	175,601	266,448	

Reported events



Search term in vTools	 YP	 WIE	 LM	 SIGHT	 Ent.
Dec 2022	516	815	119	114	199
Dec 2023	559	1,273	147	239	238
Ydiff (%)	8.33	56.20	23.53	109.65	19.60

Ydiff total +39.31%

Membership summary – end of Jan 2024

Geographic IEEE Membership Summary - January 2024

Higher-Grade					Graduate Students					Undergraduate Students					Total IEEE Members				
Region	2024	2023	YoY #	YoY %	Region	2024	2023	YoY #	YoY %	Region	2024	2023	YoY #	YoY %	Region	2024	2023	YoY #	YoY %
1	21,431	21,795	-364	-1.7%	1	1,999	1,883	116	6.2%	1	1,542	1,583	-41	-2.6%	1	24,972	25,261	-289	-1.1%
2	18,821	19,247	-426	-2.2%	2	1,714	1,583	131	8.3%	2	1,061	1,039	22	2.1%	2	21,596	21,869	-273	-1.2%
3	20,855	20,809	46	0.2%	3	2,422	2,329	93	4.0%	3	2,201	1,881	320	17.0%	3	25,478	25,019	459	1.8%
4	13,834	14,001	-167	-1.2%	4	2,002	1,683	319	19.0%	4	1,442	1,303	139	10.7%	4	17,278	16,987	291	1.7%
5	19,274	19,349	-75	-0.4%	5	1,855	1,817	38	2.1%	5	1,972	1,964	8	0.4%	5	23,101	23,130	-29	-0.1%
6	38,150	38,521	-371	-1.0%	6	2,654	2,642	12	0.5%	6	2,563	2,460	103	4.2%	6	43,367	43,623	-256	-0.6%
R 1-6	132,365	133,722	-1,357	-1.0%	R 1-6	12,646	11,937	709	5.9%	R 1-6	10,781	10,230	551	5.4%	R 1-6	155,792	155,889	-97	-0.1%
7	11,347	11,342	5	0.0%	7	2,135	2,025	110	5.4%	7	1,296	1,102	194	17.6%	7	14,778	14,469	309	2.1%
8	53,140	51,877	1,263	2.4%	8	13,469	12,571	898	7.1%	8	19,968	18,159	1,809	10.0%	8	86,577	82,607	3,970	4.8%
9	9,634	9,001	633	7.0%	9	1,491	1,348	143	10.6%	9	11,034	7,989	3,045	38.1%	9	22,159	18,338	3,821	20.8%
10	86,238	79,540	6,698	8.4%	10	31,847	26,069	5,778	22.2%	10	76,945	63,186	13,759	21.8%	10	195,030	168,795	26,235	15.5%
R 7-10	160,359	151,760	8,599	5.7%	R 7-10	48,942	42,013	6,929	16.5%	R 7-10	109,243	90,436	18,807	20.8%	R 7-10	318,544	284,209	34,335	12.1%
TOTAL	292,724	285,482	7,242	2.5%	TOTAL	61,588	53,950	7,638	14.2%	TOTAL	120,024	100,666	19,358	19.2%	TOTAL	474,336	440,098	34,238	7.8%

R8 Membership - Feb 29, 2024

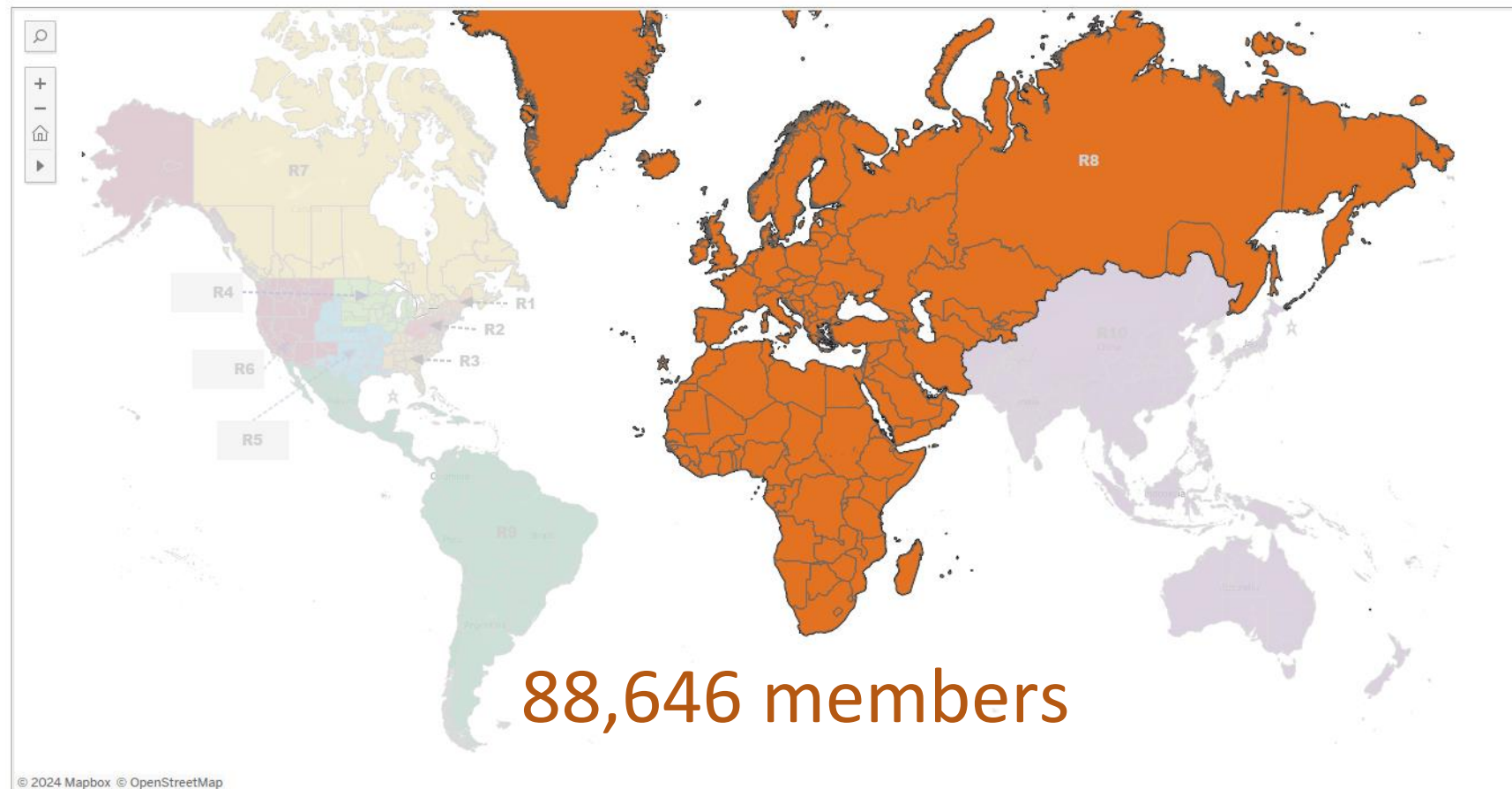
IEEE OU Analytics

Region Summary

This dashboard provides interactive views of IEEE Regions

- Hover over a Region to display a tooltip with statistical facts.
- Select a Region to view Member, Section, Chapter, Affinity Group and Student Branch facts.

IEEE Members	Society Members	Sections	Subsections	Chapters	Affinity Groups	Student Branches	Student Affinity Groups	Student Branch Chapters
88,646	50,428	59	13	647	111	765	187	645



IEEE Membership - Feb 29, 2024

IEEE OU Analytics

Region Summary

This dashboard provides interactive views of IEEE Regions

- Hover over a Region to display a tooltip with statistical facts.
- Select a Region to view Member, Section, Chapter, Affinity Group and Student Branch facts.

IEEE Members	Society Members	Sections	Subsections	Chapters	Affinity Groups	Student Branches	Student Affinity Groups	Student Branch Chapters
485,912	255,697	344	87	2,726	756	3,654	1,029	4,258

